

Deutsche EuroShop

Company Presentation

November 2026

Company overview

Deutsche EuroShop

Business and portfolio overview

- Deutsche EuroShop SE is a German listed shopping center company
- DES has total assets of €4.6bn, comprising of 21 centers, 17 in Germany and 4 in Austria and Central Europe (Czech Republic, Hungary, Poland) in exceptional high-quality locations
- Most of the assets are in city centers / district centers in dense and growing urban locations, often forming the commercial heart of the respective city / district, that benefit from exceptional footfall and are irreproducible
- The portfolio benefits from a retailing mix with a high component of fashion, daily necessities and further non-discretionary spend retailing

Investment portfolio

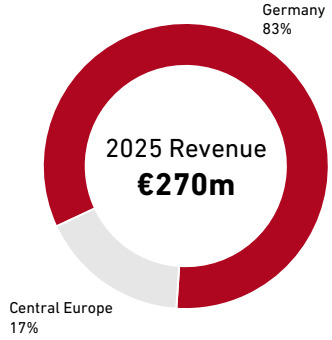

Shareholder structure



Asset impressions


City-Point | Kassel


Main-Taunus-Zentrum | Sulzbach / Frankfurt

Key financial metrics

€m	2023	2024	2025
Revenue	273.3	271.4	270.4
NOI	214.9	217.4	213.6
EBIT	212.7	216.3	214.5
Earnings before tax	(39.7)	150.1	162.5
Consolidated profit	(38.3)	123.5	215.1
Occupancy[2]	93%	95%	96%

1 As at 11 November 2026 | **2** Based on floor space

Update on Business Activities 9M 2026 – Summary

Deutsche EuroShop

Business Development

- **Consumption trend**: positive momentum in retail sales (+1.9%) despite decrease of footfall (-1.5%)
- **Occupancy:** high occupancy rate (95.6%), driven by continuous upgrades and investments in our shopping centers
- **Results**: business performance in line with expectations, bolstered by positive extraordinary effects
  - **Revenue** €202.5m (+2.5%)
  - **EBIT** €162.1m (+4.3%)
  - **FFO** €103.8m (-4.6%)
- **Guidance:** refined and raised forecast for financial year 2026



Picture: ECE

Update on Business Activities 9M 2026 – Summary

Deutsche EuroShop

Financing and ESG

- **Dividend:** €1.00 per share paid for financial year 2025
- **Capital structure:** LTV of 40.9% and substantial cash position of €399.3m provide flexibility for further investments
- **Financing structure:** long-term diversified financing structure at low cost (average 4.5 years at 3.4%), backed by long-term financing partners and established capital markets access
- **Refinancing:** funding activities for 2026 completed, with no larger upcoming maturities until 2028
- **ESG:** key ESG initiatives on track, Food Garden at the Main-Taunus-Zentrum received Gold certification (DGNB) in 2026



AI-generated image

Positive Development of Retail Turnover[1] and Footfall

Deutsche EuroShop

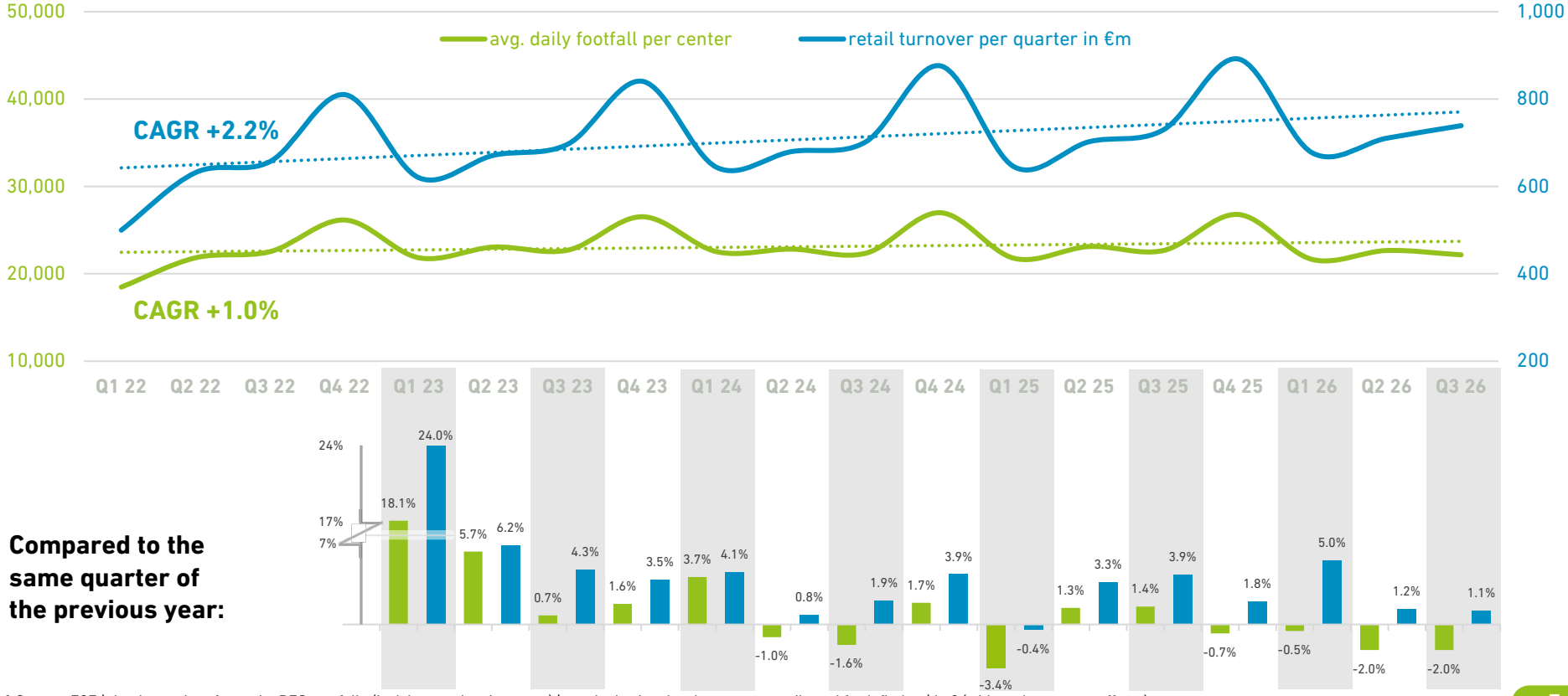

Compared to the same quarter of the previous year:

1 Source: ECE | the data only refer to the DES portfolio (incl. international centers) | nominal sales development, not adjusted for inflation | in € (with exchange rate effects)

Insight into Retail Turnover 9M 2026[1]

Deutsche EuroShop

RETAIL SECTOR	% change in 2026 ytd	occupancy cost ratio (OCR) in %	% of sales	% of space
Food/Supermarkets/Discounter	+1.8	8.2	12.0	8.6
Fashion Textiles	-1.4	14.4	26.2	39.7
Shoes & Leather Goods	-4.1	15.5	3.3	3.6
Sports	-6.3	15.9	4.2	6.3
Health & Beauty	+1.4	8.8	16.9	8.8
General Retail (incl. Department Stores)	-2.0	13.2	11.7	18.4
Electronics	+8.6	3.8	15.9	7.5
Services	-6.2	8.8	3.7	2.2
Food Catering	+3.3	15.6	6.2	4.9
TOTAL	**+0.5**	**10.8**	**100[2]**	**100[2]**

	Germany	Abroad	Total
→ Retail turnover development on a **like-for-like** basis:	+0.5%	+1.4%	**+0.7%**
→ **Absolute** retail turnover development:	+1.3%	+4.0%	**+1.9%**

1 German centers on a like-for-like basis (estimated turnover 2026: €2.0 billion) | **2** The sum may not equal the totals due to rounding

European Portfolio with Focus on Germany

Deutsche EuroShop

Germany





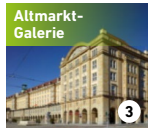

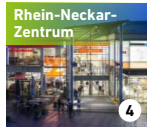



























Europe











Maturity Distribution of Rental Contracts[1]

Deutsche EuroShop



Long-term contracts base rental income

Weighted maturity	**4.9 years**
2024	4.7 years
Occupancy rate	**95.4[2]%**
2025	95.7%

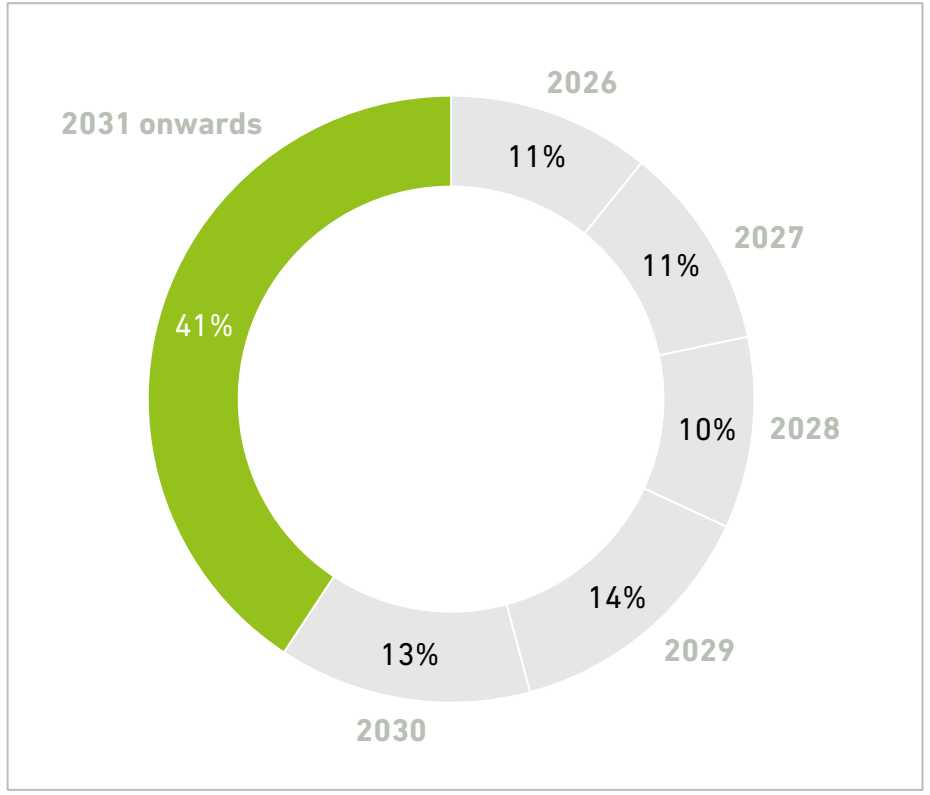

1 As % of rental income as at 31 December 2025 | **2** Occupancy rate based on leasable space as of 30 June 2026, EPRA occupancy rate based on market rents stands at 95.0 % (prior year 93.3%) | Picture: ECE

Tenant Structure – Low Dependence on Top Tenants

Deutsche EuroShop

	2025[1]	2024
H&M	2.6%	2.7%
Deichmann	2.5%	2.4%
C&A	2.5%	2.1%
Ceconomy	2.4%	2.2%
New Yorker	2.3%	2.4%
P&C Düsseldorf	2.3%	2.2%
Bestseller	2.3%	1.5%
Douglas	1.9%	1.9%
TK Maxx	1.8%	1.7%
dm-drogerie markt	1.7%	1.6%
Total	**22.5%**	**20.6%**

Low level of dependence on the Top 10 Tenants[1]

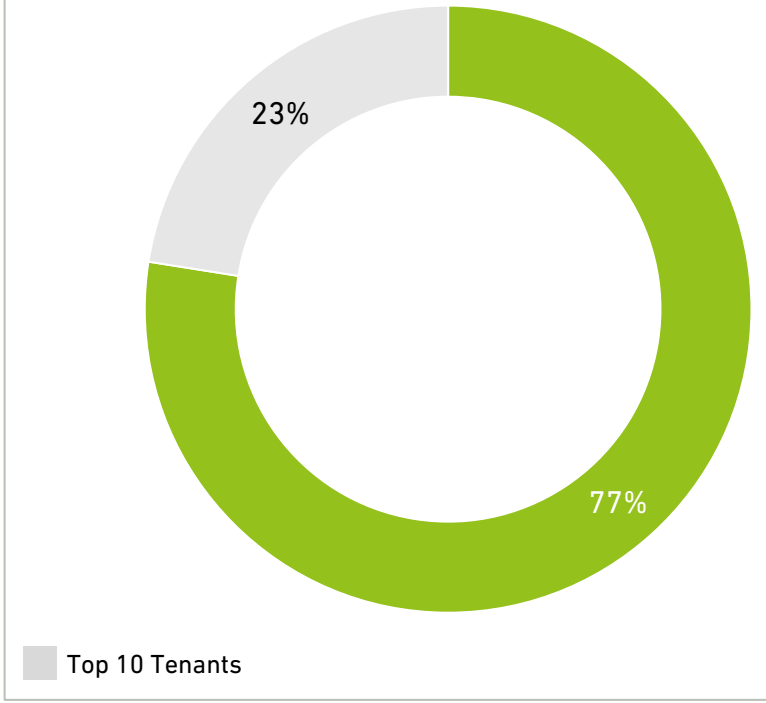

1 In % of total retail rents as at 31 December 2025

Sector Mix[1] – Balanced Sector Diversification

Deutsche EuroShop



Balanced sector diversification

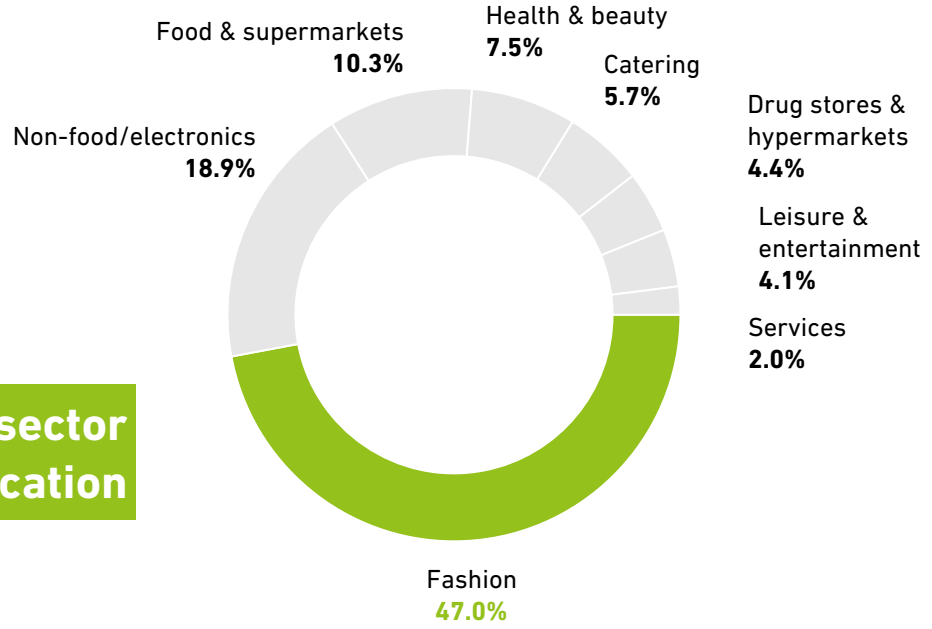

1 As % of rental space as at 31 December 2025 | Picture: ECE

Vision – Omnichannel-Platform

Deutsche EuroShop

Digitalization as key to integration of retail platforms

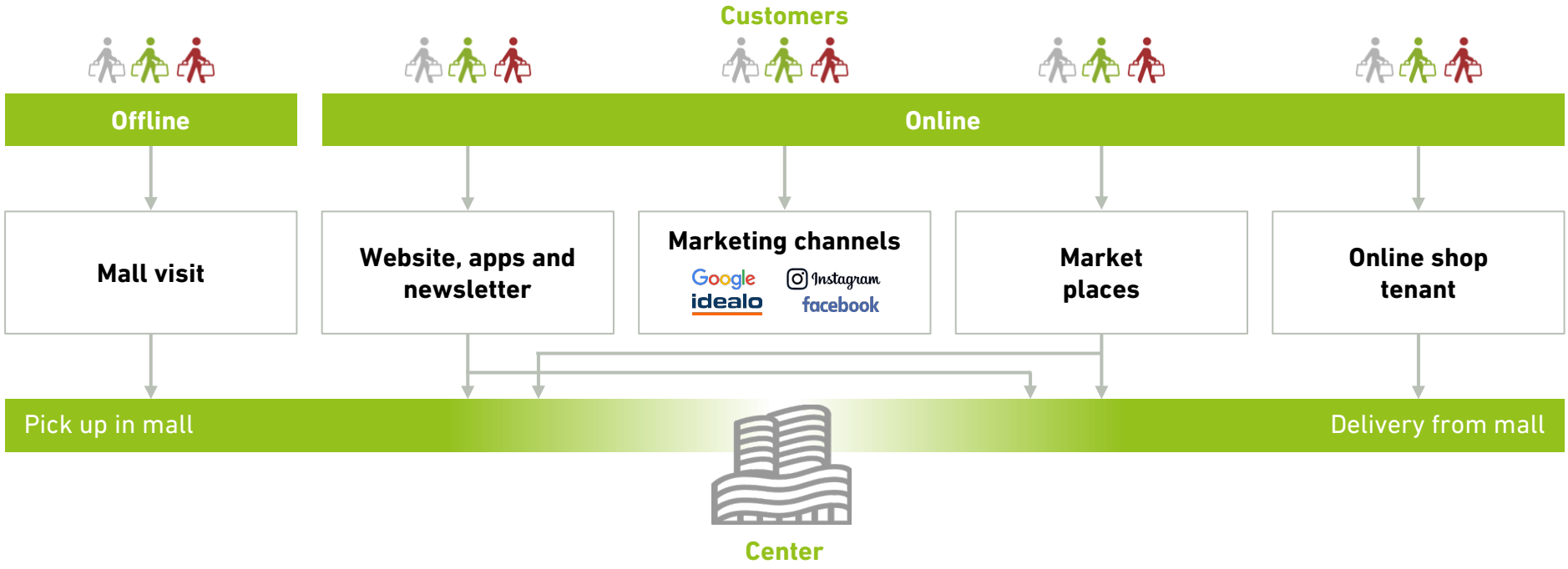

Main-Taunus-Zentrum: Food Garden attracts 12% more visitors to the center

Deutsche EuroShop



Picture: ECE

- Major investment significantly **expanding and broadening the center's gastronomy offering**
- **High sustainability standards** for the five new buildings
- Completely let, high-quality tenant structure: **Alex, L'Osteria, The Ash** and others
- **MTZ visitor numbers have risen by approx. 12%** since the opening of the new Food Garden

Rhein-Neckar-Zentrum: Food & Fun Park @RNZ

Deutsche EuroShop

- Rhein-Neckar-Zentrum expanded with **attractive retailtainment**, featuring tenants in gastronomy, sports and entertainment
- **L'Osteria**, pizza and pasta in a new modern restaurant building with outdoor terraces
- **Indoor Skydiving** Viernheim
- Three new tenants moved into the property of a former DIY store:
  - **B.O.C.**, a specialist bicycle retailer
  - **JUMP House**, a trampoline park
  - **Gate99**, a family action concept







Pictures: ECE

Valuation[1] – Investment Properties 31 December 2025

Deutsche EuroShop

in € thousand	01.01. – 31.12.2025	01.01. – 31.12.2024	CHANGE
Revaluation	14,881	-25,923	40,804
Revaluation at-equity	2,613	8,231	-5,618
Profit from disposal	0	606	606
Minority interest	-3,077	2,447	-5,524
Valuation result before taxes	**14,417**	**-14,639**	**29,056**
Deferred taxes	-2,400	3,520	-5,885
Valuation result after taxes[2]	**12,017**	**-11,119**	**23,171**

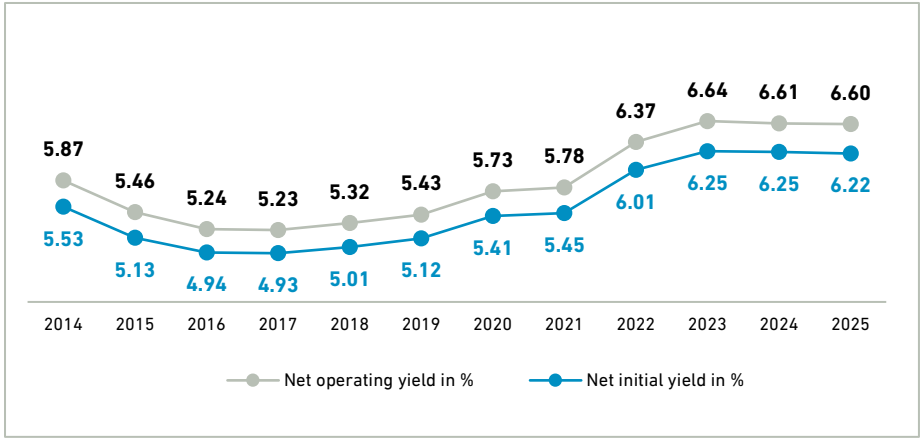

Stable property valuation

- Slightly positive valuation result before taxes of €14.4 m
- Yields marginally improved, EPRA NIY up from 5.84% to 5.89%
- Portfolio value increased by €54.0 m, driven by investments as well as unrealised gains from changes in market value

Sensitivity Analysis

in € thousand	Basis	Change of -25bps	Change of +25bps
Rent increase rates[3]	1.43%	-109,5	+119,6
Cost ratio	10.46%	+43,6[4]	-41,8[4]
Discount rate	7.18%	+72,2	-69,6
Capitalization rate	5.82%	+105,4	-94,7

1 External appraiser: JLL (since 2015) | **2** Attributable to group shareholders | **3** Nominal rate of rent increases using the DCF method during the 10-year measurement period, including inflation-related rent indexing and changes in the occupancy rate | **4** Change of -/+100bps

Revenues – Rising Rents and Severance Payments from Tenants

Deutsche EuroShop

Revenues
in € million

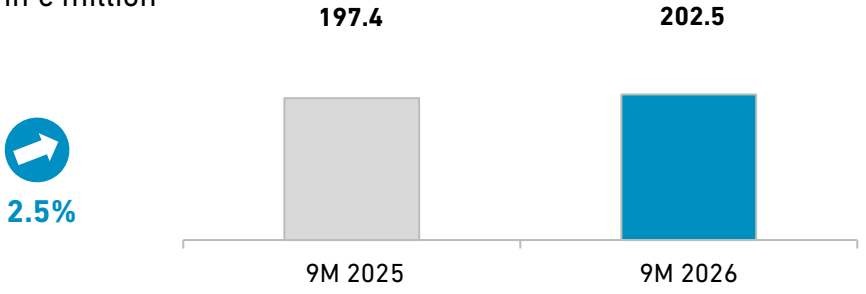

- Revenues increased by €5.1m to €202.5m
- Higher contractual rents (+1.7%)
- Revenue from severance payments received from tenants increased by €1.9m compared to the prior year period

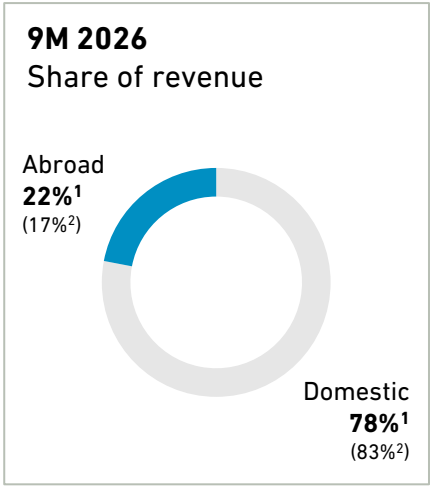

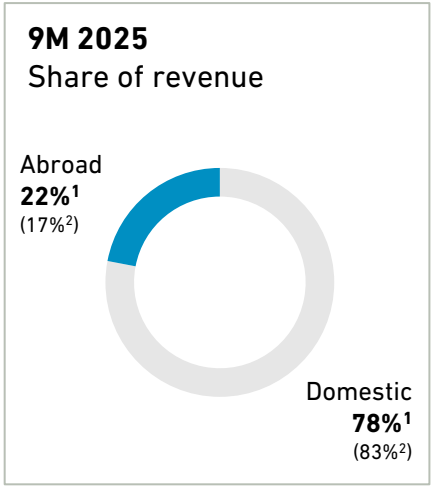

1 "Look through" (calculated on the basis of the group share) | **2** Consolidated

EBIT – Increase Amplified by Positive Extraordinary Effects

Deutsche EuroShop

EBIT
in € million

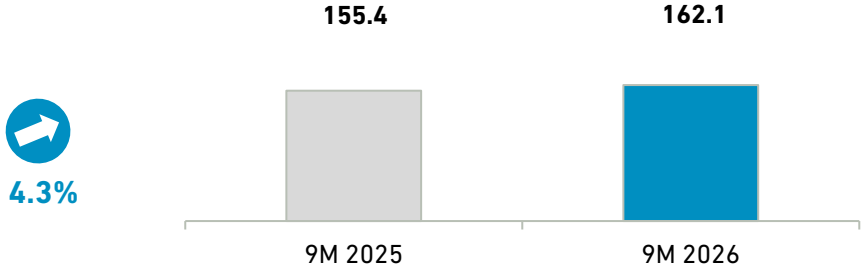

EBIT bridge
in € million



- EBIT above the previous year by 4.3% (€6.7m)
- Based on a Revenue increase of 2.5% (+€5.1m)
- Property expenses increased by 3.2%, primarily due to higher non-recoverable costs associated with the replacement of technical equipment
- One-off effects in other operating income from the release of provisions for real estate transfer tax amount to €4.1m

in € thousand	01.01. – 30.09.2026	01.01. – 30.09.2025
Revenue	**202,461**	**197,432**
Operating and administrative costs for property	-37,745	-36,585
Allowance and write-off of receivables	-6,406	-5,360
NOI	**158,310**	**155,487**
Other operating income	11,614	7,039
Other operating expenses	-7,863	-7,128
EBIT	**162,061**	**155,398**

Financial Result[1] – Increased Interest Expenses and Higher Interest Income

Deutsche EuroShop

Financial result[1]
in € million

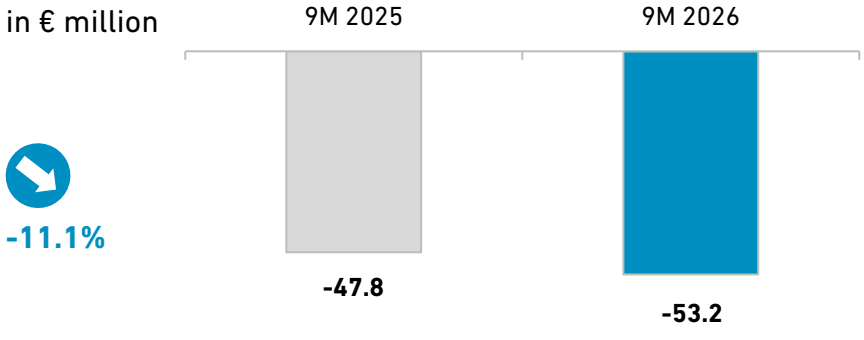

Financial result bridge
in € million

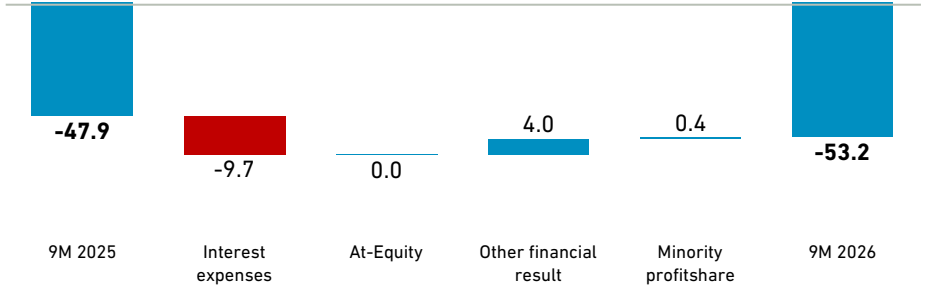

- Financial result decreased by €5.3m
- Interest expenses went up by €9.7m due to interest on the inaugural Green Bond as well as higher interest rates for follow-on loans
- Other financial result comprises interest income of €4.5m (prior period €3.3m), which increased due to rising interest rates and the high cash and cash equivalents balance. The prior year comprised expenses for swap terminations of €2.7m

in € thousand	01.01. – 30.09.2026	01.01. – 30.09.2025
At-equity profit/loss	9,096	6,733
Measurement gains/losses (at equity)	-2,665	-232
Deferred taxes (at-equity)	218	94
At-equity (operating) profit/loss	**6,649**	**6,595**
Interest expense	-54,253	-44,581
Profit/loss attributable to limited partners	-10,080	-10,438
Other financial result (incl. Swaps)	4,533	563
Financial result[1]	**-53,151**	**-47,861**

1 Excluding valuation

EBT[1] – Above Previous Year, Driven by Positive Extraordinary Effects

Deutsche EuroShop

EBT[1]
in € million

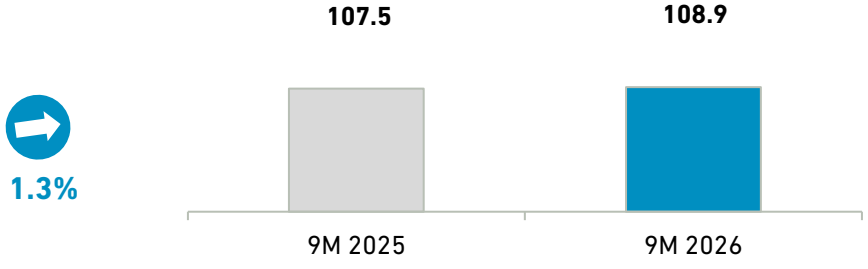

- EBT excl. valuation above previous year by 1.3% (€1.4m), mainly due to increase in EBIT (+4.3%), impacted by one-off effects from the release of provisions for real estate transfer tax (€4.1m)
- Interest income from short-term bank deposits above prior year at €4.5m (prior period €3.3m)

EBT[1] bridge 2026
in € million

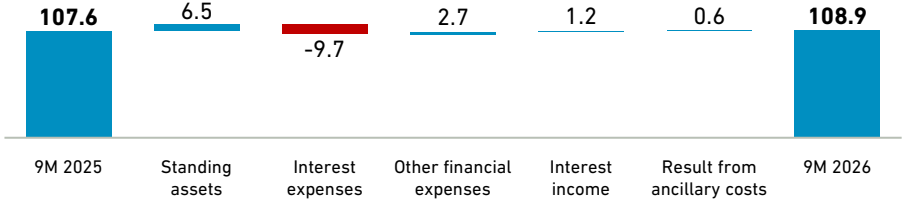

in € thousand	01.01. – 30.09.2026	01.01. – 30.09.2025
EBIT	**162,061**	155,398
Financial result[1]	**-53,151**	-47,861
EBT[1]	**108,910**	107,537

1 Excluding valuation

Consolidated Result

Deutsche EuroShop

Consolidated result
in € million

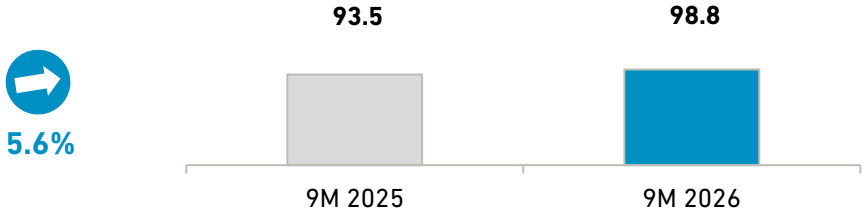

Consolidated result increased by €5.3 m

- Increased result from operations (EBT +€1.4m)
- Valuation result (+€1.7m)
- Lower taxes (+€2.2m), mainly caused by decreased deferred taxes due to gradual reduction of corporate income tax rate from 15% to 10% in 2032

Earnings per share increased from €1.23 to €1.30

in € thousand	01.01. – 30.09.2026	01.01. – 30.09.2025
EBT[1]	**108,910**	**107,537**
Valuation result[1]	6,209	4,524
Taxes[1]	-16,328	-18,544
Consolidated result	**98,791**	**93,517**
Consolidated result per share in €	**1.30**	**1.23**
Weighted number of no-par-value shares issued	75,743,854	75,743,854

1 Including the share attributable to equity-accounted joint ventures and associates

Funds From Operations (FFO) – Lower Due to Higher Financing Costs

Deutsche EuroShop

FFO
in € million

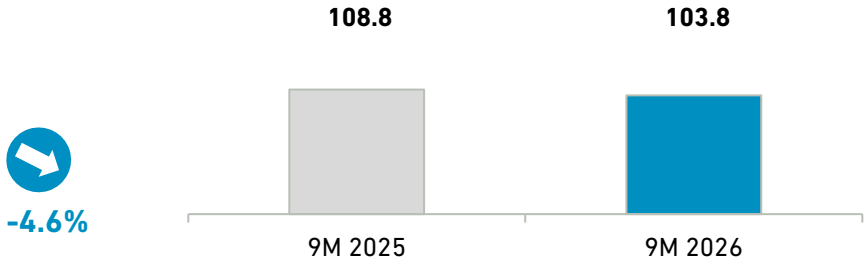

- FFO decreased from €108.8m to €103.8m due to higher financing costs, despite higher EBIT and increased EBT
- One-time effects, mainly release of real estate transfer tax provisions of €4.1 m, are excluded from FFO
- FFO per share decreased from €1.44 to €1.37

Funds From Operations (FFO)
are used to finance the distribution of dividends, scheduled repayments on our long-term bank loans and ongoing investments in portfolio properties.

Funds From Operations

	01.01. – 30.09.2026		01.01. – 30.09.2025	
	in € thousand	per share in €	in € thousand	per share in €
Consolidated profit	**98,791**	**1.30**	**93,517**	**1.23**
Valuation investment properties[1]	-6,209	-0.08	-4,524	-0.06
Non-cash interest expenses[1]	3,852	0.05	3,632	0.05
One-time effects[1]	-3,676	-0.05	2,739	0.04
Deferred taxes[1]	10,992	0.15	13,424	0.18
FFO	**103,750**	**1.37**	**108,788**	**1.44**
Weighted number of no-par-value shares issued		75,743,854		75,743,854

1 Including the share attributable to equity-accounted joint ventures and associates

Balance Sheet – Solid and Robust Structure

Deutsche EuroShop

Balance sheet structure
in € million

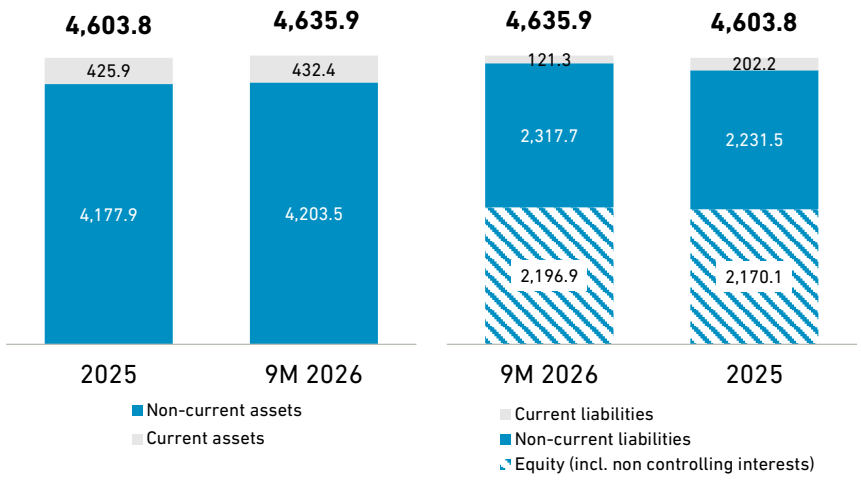

- Equity ratio 47.4%, LTV at 40.9% (EPRA LTV 43.0%)
- Increase of non-current assets mainly due to recognized construction measures (€15.4m) and unrealized changes in fair value of investment properties
- Group liquidity: €399.3m

Balance sheet as at 30 September 2026

in € thousand	30.09.2026	31.12.2025	Change
Non-current assets	4,203,517	4,177,910	25,607
Cash and cash equivalents	399,289	387,405	11,884
Other current assets	33,054	38,517	-5,463
Total assets	**4,635,860**	**4,603,832**	**32,028**
Equity	1,924,514	1,901,467	23,047
Non-controlling interests of limited partners	272,338	268,632	3,706
Equity (including minority interest)	**2,196,852**	**2,170,099**	**26,753**
Financial liabilities	2,099,014	2,091,415	7,599
Deferred taxes	302,075	291,302	10,773
Other liabilities	37,919	51,016	-13,097
Total equity and liabilities	**4,635,860**	**4,603,832**	**32,028**
Equity ratio in %[1]	47.4%	47.1%	
LTV ratio in %[2]	40.9%	41.3%	
EPRA LTV ratio in %[3]	43.0%	43.4%	

1 Including third-party interest in equity | **2** Ratio of net financial liabilities (financial liabilities less cash and cash equivalents) to non-current assets (investment properties and investments accounted for using the equity method) | **3** Ratio of net financial liabilities to long-term assets, calculated on the basis of the group share

Net Tangible Assets (EPRA) 2025 – Decrease Following Dividend Payments

Deutsche EuroShop

EPRA NTA
in € million (per share in €)

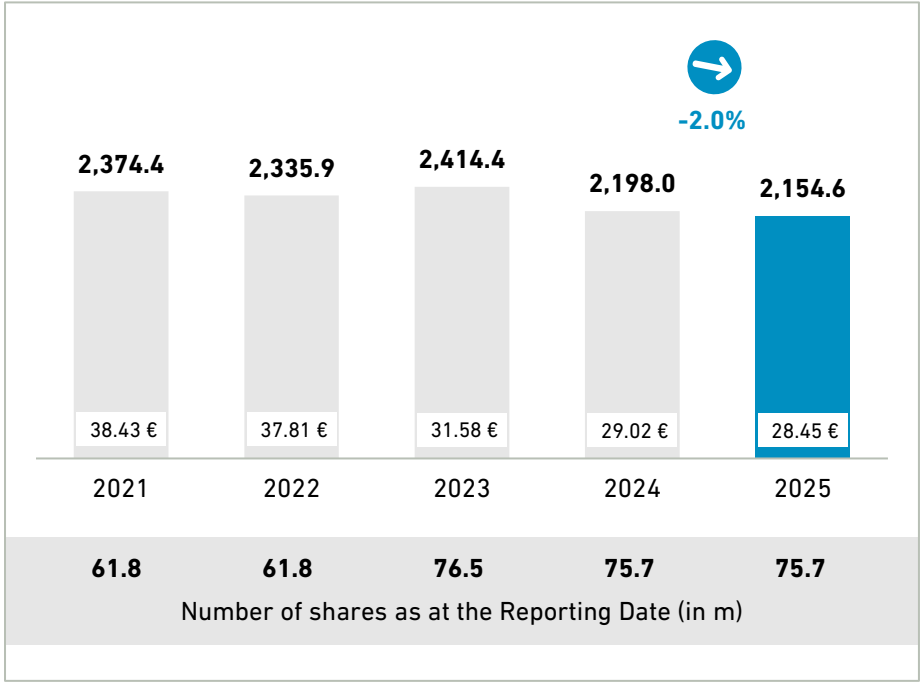

- EPRA NTA per share decreased due to dividend payments to €28.45 (-2.0%)
- Share price discount to NTA: 29% (30 March 2025)

EPRA NTA

	31.12.2025		31.12.2024	
	in € thousand	per share in €	in € thousand	per share in €
Equity	1,901,467	25.10	1,884,540	24.88
Derivative financial instruments measured at fair value[1]	0.00	0.00	3,128	0.04
Equity excluding derivative financial instruments	**1,901,467**	**25.10**	**1,887,668**	**24.92**
Deferred taxes on investment properties and derivative financial instruments[1]	304,900	4.03	362,055	4.78
Intangible assets	-27	0.00	-12	0.00
Goodwill as a result of deferred taxes	-51,719	-0.68	-51,719	-0.68
EPRA NTA	**2,154,621**	**28.45**	**2,197,992**	**29.02**
Weighted number of no-par-value shares issued		75,743,854		75,743,854

1 Including the share attributable to equity-accounted joint ventures and associates

Financing Structure[1]

Deutsche EuroShop

Key credit metrics

LTV **40.9%**	Secured LTV **28.0%**	ICR **3.7x**
Average interest rate **3.4%**	Weighted maturity **4.5 years**	Net Debt / EBITDA **7.6x**

- Long-term diversified financing structure at low average interest cost
- Strong and sustainable investment-grade credit metrics
- Steady funding situation with 18 long-term financing partners and proven capital markets access

Maturity profile

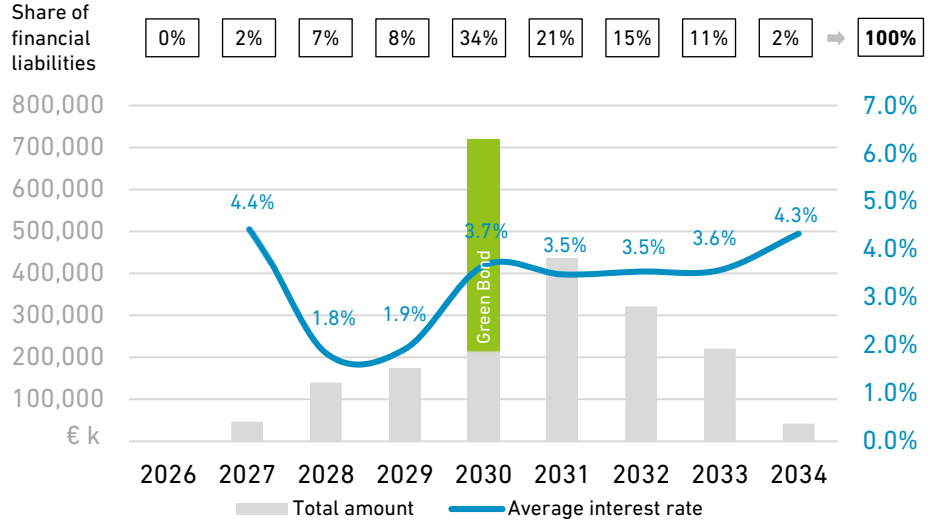

Development of the annual average interest rate

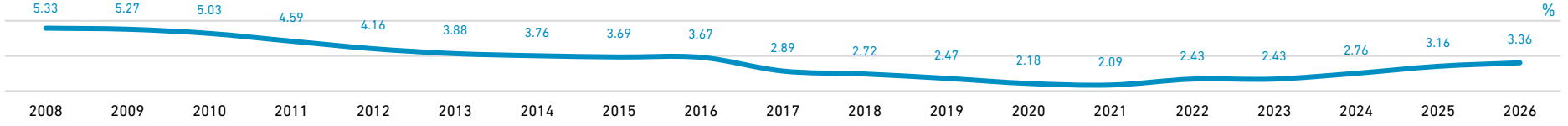

1 as of 30 September 2026

Forecast

Deutsche EuroShop

REVENUE
€m

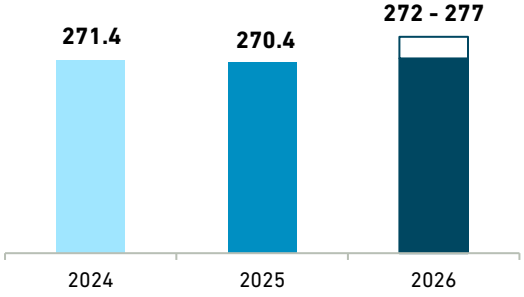

EBT EXCL. VALUATION
€m

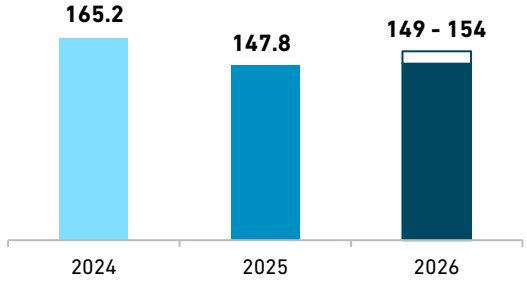

FFO
€m

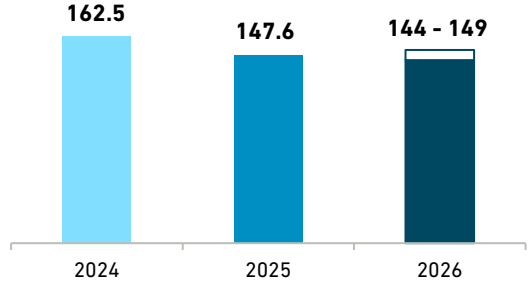

EBIT
€m

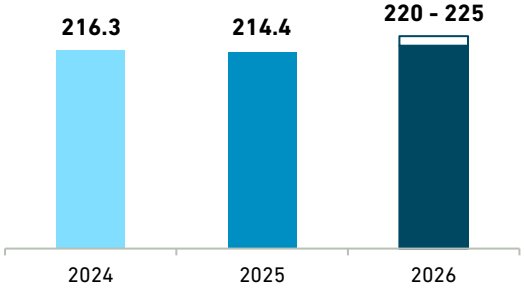

NUMBER OF SHARES[1]
mn

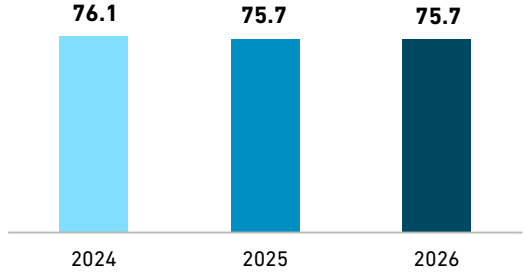

FFO PER SHARE
€

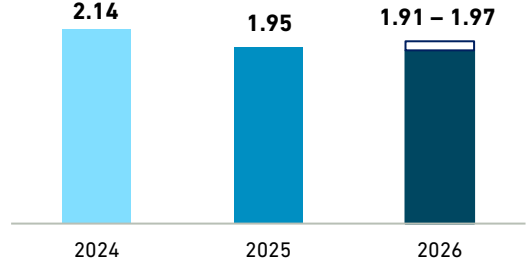

1 On a time weighted basis

Share Performance and Dividend Track Record

Deutsche EuroShop

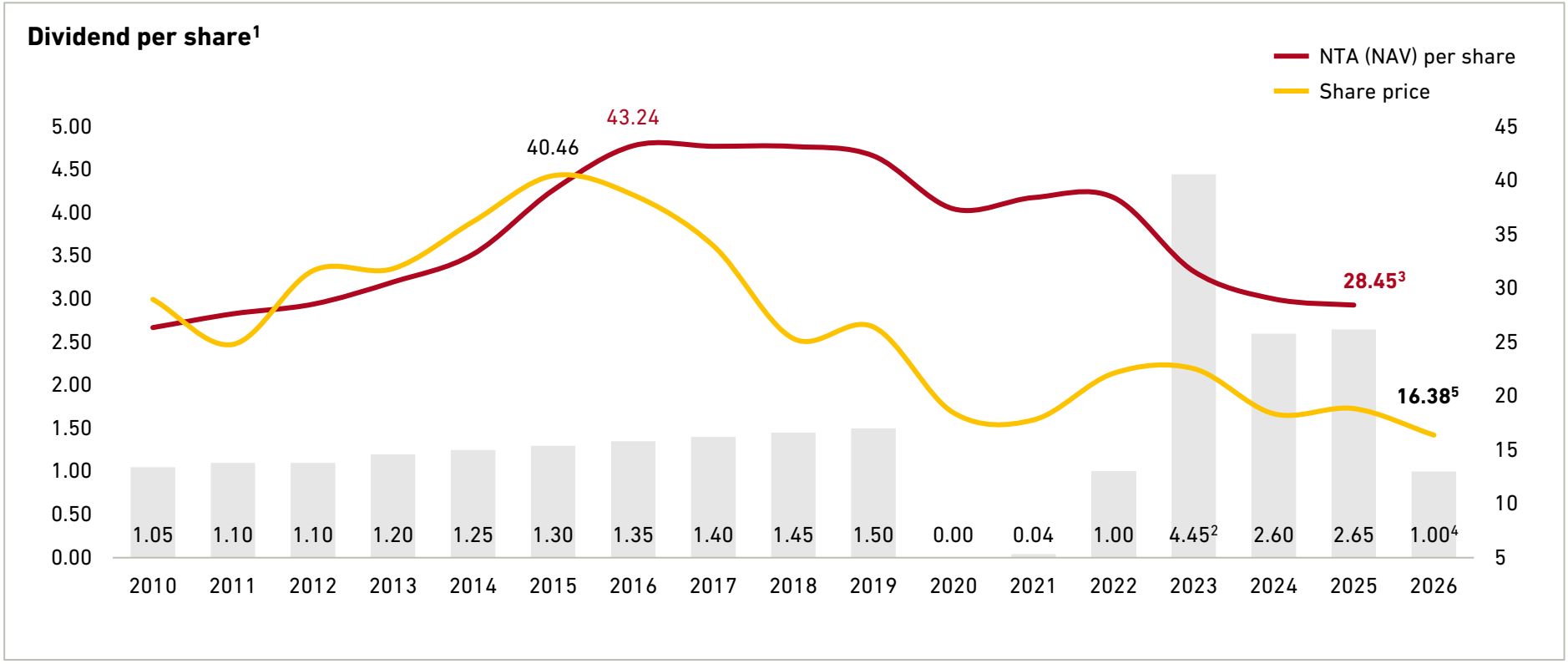

1 Respectively paid for the previous FY | **2** €2.50 paid on 1 September 2023 and €1.95 paid on 11 January 2024 | **3** As of 31 December 2025 | **4** Paid on 23 June 2026 | **5** As of 11 November 2026

Shareholder Structure[1]

Deutsche EuroShop

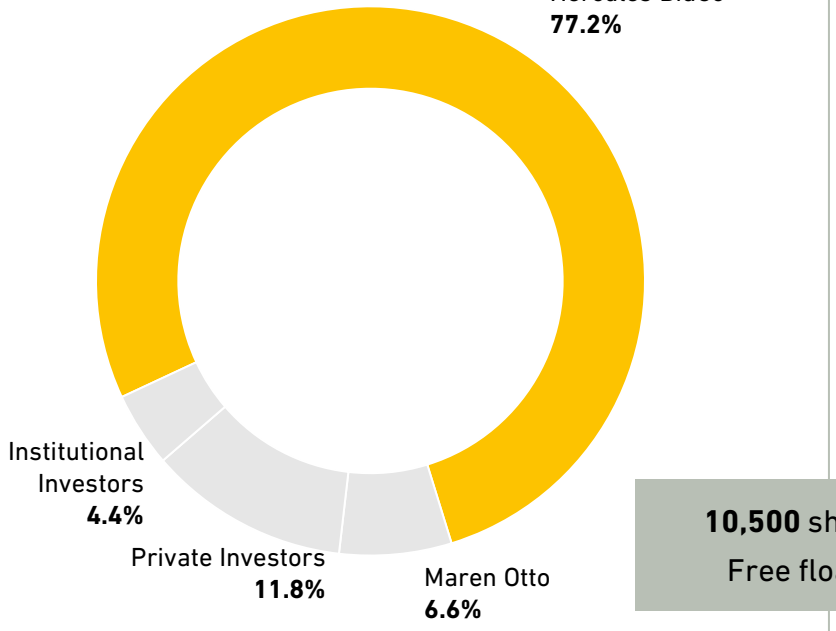

10,500 shareholders

Free float **16.2%**[2]

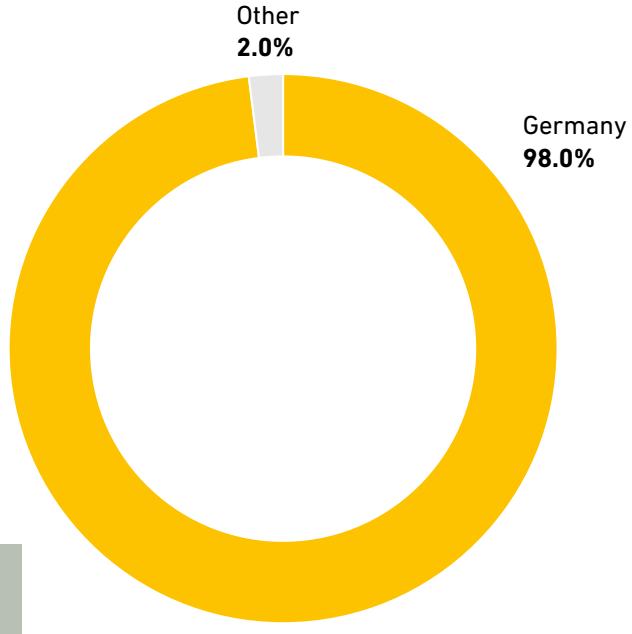

1 As of 11 November 2026 | **2** In accordance with the rules and regulations of Deutsche Börse

Analysts‘ Consensus[1]

Deutsche EuroShop

in €	2026	2027
Revenue (€ m)	273.6	277.0
EBIT (€ m)	217.6	220.3
FFO per share	1.85	1.87
NTA per share	28.70	29.35
Dividend	1.02	1.04
Price target (mean)		20.26

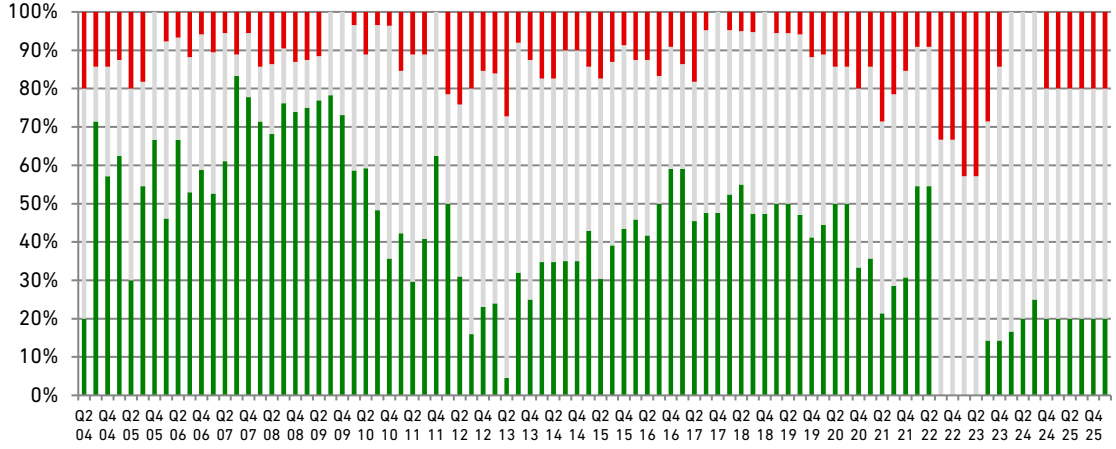

Sell

Underperform
- Bank of America
- Kepler Cheuvreux

Neutral
- Berenberg Bank
- Münchmeyer Petersen Capital Markets

Outperform
- Baader Bank

Buy

1 Aggregated by DES, median values, status: 9 June 2026, 5 analysts

Key Data of the Share

Deutsche EuroShop



Listed since	02.01.2001
Nominal capital	€75,743,854.00
Outstanding shares	75,743,854
Class of shares	Registered shares
Dividend for 2025 (paid on 23 June 2026)	€1.00
52W High	€21.10
52W Low	€14.68
Share price (11 November 2026)	€16.38
Market capitalization	€1.24 billion
Avg. turnover per day last 12 months (XETRA)	9,750 shares
Indices	SDAX, CDAX, EPRA, HASPAX, Prime All Share Index, Classic All Share Index
Official market	Prime Standard Frankfurt and XETRA
OTC market	Berlin, Dusseldorf, Hamburg, Hanover, Munich and Stuttgart
ISIN	DE 000 748 020 4
Ticker	DEQ, Reuters: DEQGn.DE
Market maker	Baader Bank

Key Data of the €500 Million Green Bond Maturing in 2030 (4.50%)

Deutsche EuroShop



Issuer	Deutsche EuroShop AG
Issue date	18 June 2025
Stock exchange admission / listing	Euro MTF Market of the Luxembourg Stock Exchange (unregulated)
Issue volume	€500,000,000
Issue price	99.771%
Interest coupon	4.50% (annual payment)
First coupon payment	15 October 2025
Maturity	15 October 2030
Issuer credit rating from S&P	BB+ (stable)
Senior unsecured credit rating from S&P	BBB-

Picture: ECE

Consolidated Income Statement 9M 2026

Deutsche EuroShop

€ thousand	01.01. – 30.09.2026	01.01. – 30.09.2025
Revenue	202,471	197,432
Property operating costs	-26,319	-25,170
Property management costs	-11,426	-11,415
Write-downs and disposals of financial assets	-6,406	-5,360
Net operating income (NOI)	**158,310**	**155,487**
Other operating income	11,614	7,039
Other operating expenses	-7,863	-7,128
EBIT	**162,061**	**155,398**
Share in the profit or loss of associates and joint ventures accounted for using the equity method	9,096	6,733
Interest expense	-54,253	-44,581
Profit / loss attributable to limited partners	-10,080	-10,438
Interest income	4,533	3,302
Financial gains/losses	**-50,704**	**-47,723**
Measurement gains/losses	**3,544**	**4,292**
EBT	**114,901**	**111,996**
Taxes on income and earnings	-16,110	-18,450
Consolidated profit	**98,791**	**93,517**
Earnings per share (€)	1.30	1.23



Consolidated Balance Sheet 9M 2026

Deutsche EuroShop

€ thousand		30.09.2026	31.12.2025
ASSETS			
Non-current assets	Intangible assets	51,741	51,746
	Property, plant and equipment	240	291
	Investment properties	4,042,721	4,020,721
	Investments accounted for using the equity method	108,813	105,152
	Total Non-current assets	**4,203,517**	**4,177,910**
Current assets	Trade receivables	12,934	16,258
	Other current assets	20,120	22,259
	Cash and cash equivalents	432,343	387,405
	Total Current assets	**432,343**	**425,922**
TOTAL ASSETS		**4,635,860**	**4,603,832**

€ thousand		30.09.2026	31.12.2025
LIABILITIES			
Equity and reserves	Subscribed capital	75,744	75,744
	Capital reserves	781,582	781,582
	Retained earnings	1,067,188	1,044,141
	Total equity	**1,924,514**	**1,901,467**
Non-current liabilities	Financial liabilities	2,014,758	1,938,879
	Deferred tax liabilities	302,075	291,302
	Liabilities from limited partner contributions of non-controlling interests	272,338	268,632
	Other liabilities	891	1,328
	Total Non-current liabilities	**2,590,062**	**2,500,141**
Current liabilities	Financial liabilities	84,256	152,536
	Trade payables	8,284	6,537
	Tax liabilities	3,181	14,021
	Other provisions	10,552	15,886
	Other liabilities	15,011	13,244
	Total Current liabilities	**121,284**	**202,224**
TOTAL EQUITY AND LIABILITIES		**4,635,860**	**4,603,832**

Our Partner ECE

- ECE develops, plans, builds, leases and manages shopping centers since 1965
- Originally ECE was an abbreviation for the German word **E**inkaufs**c**enter**e**ntwicklung (Shopping center development)
- 100% privately owned by the Otto family
- Assets under management
  - Approx. 200 shopping centers
  - 7.0 million sqm overall sales area
  - Approx. 17,000 shops
  - 3.4 million daily visitors
  - €23 billion yearly retail sales in the centers
- Active in 10 countries
  - Austria, Czech Republic, Denmark, Germany, Hungary, Italy, Poland, Qatar, Spain and Turkey



Environmental, Social & Governance

Deutsche EuroShop

- Climate protection is a top priority for Deutsche EuroShop
- We firmly believe that sustainability and profitability are not mutually exclusive. Neither are shopping experience and environmental awareness. Long-term thinking is part of our strategy, and that includes a commitment to environmental protection
- Deutsche EuroShop also supports a diverse range of local and regional activities that take place in our shopping centers in the areas of the environment, society and the economy
- The following institutions regularly analyse Deutsche EuroShop with regard to its ESG factors:
  - EthiFinance
  - ISS ESG
  - S&P Global Corporate Sustainability Assessment
  - Sustainalytics

Reduction of CO_2 Emission and Electricity Consumption

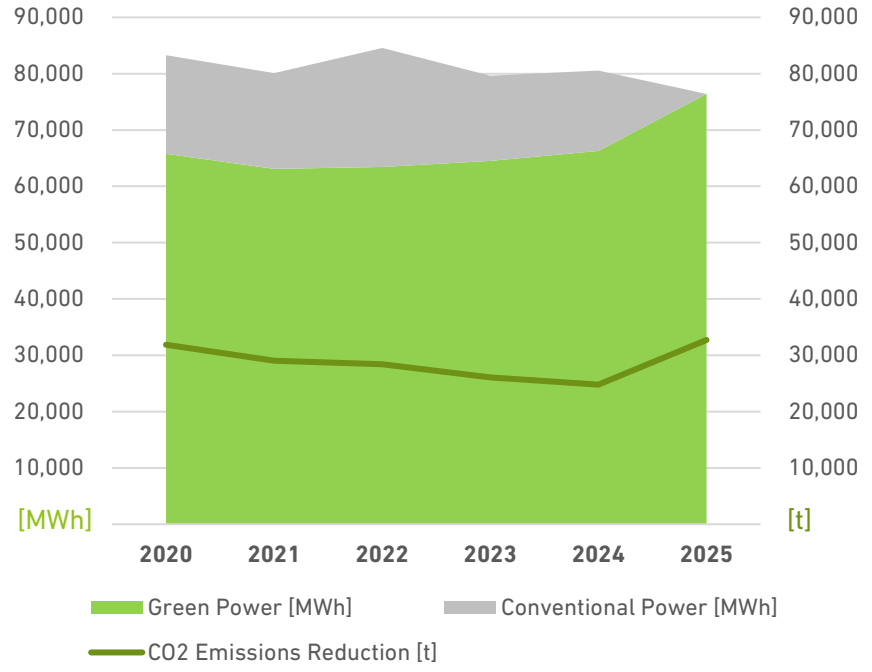

Environmental, Social & Governance

Deutsche EuroShop

The German Sustainable Building Council (DGNB) has awarded sustainability certificates to all 21 Deutsche EuroShop shopping centers, 20 in Gold and 1 in Platinum.

Since 2025, all 21 sites have been powered entirely by electricity from renewable sources, with all domestic sites supplied under a power purchase agreement (PPA).

2026 saw Deutsche EuroShop awarded the EPRA sBPR Award in “Gold” by the European Public Real Estate Association (EPRA) for the tenth time in a row

DGNB Sustainability certificates



Source: ECE (photos and visualisation)

Rhein-Neckar-Zentrum: New Photovoltaic Plant

Deutsche EuroShop

- Further sustainability investments in the Rhein-Neckar-Zentrum
- Photovoltaic system has been installed on the roof of the center
- Completed in April 2024
- Investment: €1.1 m
- Output: 770 kilowatt peak (kWp)
- Level of self-sufficiency: 21%
- Electricity costs of around €139 k per year can be saved in future



Source: ECE

Green Finance Framework | Allocation & Impact Report 2025

Deutsche EuroShop



Green Finance Framework

- Links sustainability and financing
- Basis for green financing instruments; aligned with EU goals and UN SDGs
- Rated "Excellent" by Sustainable Fitch
- First green bond successfully placed as key milestone

Green Finance Allocation & Impact Report

- Details of allocation and impact of financing proceeds in line with the Green Finance Framework
- Focus on Green Buildings, Renewable Energy and Clean Transportation
- Aligned with ICMA Green Bond Principles and Impact Reporting standards



Second Party Opinion (SPO)

Excellent

SUSTAINABLE DEVELOPMENT GOALS

7 AFFORDABLE AND CLEAN ENERGY
11 SUSTAINABLE CITIES AND COMMUNITIES
13 CLIMATE ACTION

Sustainable Fitch
SECOND-PARTY OPINION

- Sustainable Fitch has provided a SPO on Deutsche EuroShop's Green Finance Framework
- This Framework has been reviewed by Sustainable Fitch Limited which assessed the alignment of the four core components and the recommended External Review component of the ICMA GBP (2021), and the LMA GLP

LMA Loan Market Association

The Green Bond Principles

Germany 1/2[1]

Deutsche EuroShop











	A10 Center	Main-Taunus-Zentrum	Altmarkt-Galerie	Rhein-Neckar-Zentrum	Herold-Center	Rathaus-Center	Allee-Center	Phoenix-Center
Location	Wildau/ Berlin	Sulzbach/ Frankfurt	Dresden	Viernheim/ Mannheim	Norderstedt	Dessau	Magdeburg	Hamburg
Investment	100%	52.0%	100%	100%	100%	100%	100%	75.0%
Lettable Space sqm	121,000	113,000	77,000	69,500	54,300	52,500	51,300	43,400
Parking	4,000	4,500	500	3,800	850	850	1,300	1,400
Number of Shops[2]	200	170	200	110	140	90	150	130
Occupancy Rate[3]	90%	98%	93%	96%	93%	95%	97%	96%
Catchment Area[2]	1.1 m inhabitants	2.1 m inhabitants	1.4 m inhabitants	1.6 m inhabitants	0.5 m inhabitants	0.3 m inhabitants	0.8 m inhabitants	0.5 m inhabitants
Visitors 2025	5.0 m	8.6 m	12.0m	8.5 m	9.3 m	5.0 m	8.2 m	7.3 m
Opening/ last refurbishment	1996/2025	1964/2025	2002/2019	1972/2025	1971/2018	1995/2019	1998/2019	2004/2020

1 Status: 31 Dec. 2025 | **2** Approximately | **3** As % of leasable space

Germany 2/2[1]

Deutsche EuroShop













	Billstedt-Center	Saarpark-Center	Forum	Allee-Center	City-Galerie	City-Arkaden	City-Point	Stadt-Galerie	Stadt-Galerie
Location	Hamburg	Neunkirchen	Wetzlar	Hamm	Wolfsburg	Wuppertal	Kassel	Passau	Hameln
Investment	100%	95.0%	100%	100%	100%	100%	100%	100%	100%
Lettable Space sqm	42,500	35,600	34,500	34,000	30,800	28,700	27,800	27,700	26,000
Parking	1,500	1,600	1,700	1,300	800	650	220	500	500
Number of Shops[2]	110	115	110	90	100	80	60	90	85
Occupancy Rate[3]	98%	95%	96%	99%	93%	96%	85%	97%	85%
Catchment Area[2]	0.8 m inhabitants	0.7 m inhabitants	0.5 m inhabitants	0.4 m inhabitants	0.5 m inhabitants	0.7 m inhabitants	0.6 m inhabitants	0.8 m inhabitants	0.3 m inhabitants
Visitors 2025	10.0 m	4.9 m	7.3 m	4.8 m	5.8 m	7.7 m	7.1 m	6.4 m	4.9 m
Opening/ last refurbishment	1969/2019	1989/2020	2005/2020	1992/2023	2001/2023	2001/2023	2002/2025	2008/2026	2008/2024

1 Status: 31 Dec. 2024 | **2** Approximately | **3** As % of leasable space

Europe[1]









	Olympia	Galeria Bałtycka	City Arkaden	Árkád
Location	Brno, Czech Republic	Gdansk, Poland	Klagenfurt, Austria	Pécs, Hungary
Investment	100%	100%	50.0%	50.0%
Lettable Space sqm	85,000	48,700	36,900	35,400
Parking	4,000	1,050	880	850
Number of Shops[2]	200	193	120	130
Occupancy Rate[3]	98%	100%	96%	99%
Catchment Area[2]	1.2 m inhabitants	1.1 m inhabitants	0.4 m inhabitants	0.7 m inhabitants
Visitors 2025	8.2 m	7.0 m	4.7 m	9.9 m
Opening/ last refurbishment	1999/2025	2007/2022	2006	2004/2025

1 Status: 31 Dec. 2024 | **2** Approximately | **3** As % of leasable space

Financial Calendar

Deutsche EuroShop

2026

12.11.	**Quarterly statement 9M 2026**

2027

20.01.	Kepler Cheuvreux German Corporate Conference, Frankfurt
22.-24.03.	Bank of America EMEA Real Estate CEO Conference, London
31.03.	**Annual Report 2026**
13.05.	**Quarterly statement 3M 2027**
24.06.	**Annual General Meeting, Hamburg**
12.08.	**Half-year Financial Report 2027**
15.11.	**Quarterly statement 9M 2027**



Picture: ECE

Contact

Deutsche EuroShop SE
Investor & Public Relations
Heegbarg 36
22391 Hamburg

Tel. +49 (40) 41 35 79 – 20/– 22
Fax +49 (40) 41 35 79 – 29
E-Mail: ir@deutsche-euroshop.com
Web: www.deutsche-euroshop.com



- instagram.com/deutscheeuroshop
- youtube.com/DeutscheEuroShop
- facebook.com/euroshop
- slideshare.net/desag
- flickr.com/desag
- ir-mall.com

Important Notice: Forward-Looking Statements

Statements in this presentation relating to future status or circumstances, including statements regarding management's plans and objectives for future operations, sales and earnings figures, are forward-looking statements of goals and expectations based on estimates, assumptions and the anticipated effects of future events on current and developing circumstances and do not necessarily predict future results.

Many factors could cause the actual results to be materially different from those that may be expressed or implied by such statements. Deutsche EuroShop does not intend to update these forward-looking statements and does not assume any obligation to do so.

Rounding and rates of change

Percentages and figures stated in this report may be subject to rounding differences. The rates of change are based on economic considerations: improvements are indicated by a plus (+); deterioration by a minus (-).